

# Evidence that hydraulic conductance limits photosynthesis in old *Pinus ponderosa* trees

ROBERT M. HUBBARD,<sup>1</sup> BARBARA J. BOND<sup>2</sup> and MICHAEL G. RYAN<sup>1</sup>

<sup>1</sup> USDA Forest Service, Rocky Mountain Research Station and Graduate Degree Program in Ecology, Colorado State University, 240 West Prospect Road, Fort Collins, CO 80526, USA

<sup>2</sup> Forest Science Department, Oregon State University, 154 Peavy Hall, Corvallis, OR 97331, USA

Received October 8, 1997

**Summary** We tested the hypotheses that hydraulic conductance is lower in old (about 250 years old and 30 m tall) compared to young (about 40 years old and 10 m tall) *Pinus ponderosa* Dougl. ex Laws. trees and that lower hydraulic conductance of old trees limits their photosynthesis. Hydraulic conductance at the end of summer 1995, calculated from leaf water potential and leaf gas exchange measurements on one-year-old needles, was 44% lower in old trees compared to young trees growing in a mixed age-class stand on the east slope of the Oregon Cascades. Whole-tree sapflow per unit leaf area averaged 53% lower in old trees compared to young trees and mean hydraulic conductance calculated from sapflow and water potential data was 63% lower in old trees than in young trees. For the entire summer, stomatal conductance ( $g_s$ ) and assimilation ( $A$ ) declined more steeply with air saturation deficit ( $D$ ) in old trees than in young trees. For both old and young trees, mean  $g_s$  and  $A$  were approximately 32 and 21% lower, respectively, at typical midday  $D$  values (2.5–3.0 kPa). We hypothesized that if hydraulic conductance limits  $g_s$  and  $A$ , then increasing or decreasing the leaf specific conductance of a branch will result in proportional changes in the responses of  $g_s$  and  $A$  with  $D$ . Removal of 50% of the foliage from a set of experimental branches on old trees caused  $g_s$  and  $A$  to decline less steeply with  $D$  in early summer, but values were not significantly different from control values in late summer. Cutting transverse notches in branches on young trees had no effect on the responses of  $g_s$  and  $A$  with  $D$ . Leaf nitrogen content and photosynthetic capacity were similar suggesting that differences in  $g_s$  and  $A$  between old and young trees were not caused by differences in photosynthetic capacity.

**Keywords:** air saturation deficit, assimilation, ponderosa pine, stomatal conductance.

## Introduction

Water transport in trees is regulated by the hydraulic conductance of the soil–root–shoot–leaf pathway, and whole-tree hydraulic conductance is a function of the path lengths and permeability of these tissues. Because stomatal conductance ( $g_s$ ) and photosynthesis ( $A$ ) depend on the transport of water

from soil to leaf to atmosphere, changes in whole-tree hydraulic conductance may affect leaf gas exchange.

Leaf specific hydraulic conductance of the flow path from soil to leaf ( $K_L$ ), can be described by Darcy's law:

$$K_L = F_L / (\Psi_{\text{soil}} - \Psi_{\text{leaf}}), \quad (1)$$

where  $F_L$  is flux of liquid water per unit leaf area in the xylem tissue, and  $\Psi_{\text{soil}}$  and  $\Psi_{\text{leaf}}$  are soil and leaf water potentials, respectively. For conifer leaves that are well coupled to the atmosphere and when leaf temperature is equal to air temperature, the transpirational flux from leaf to atmosphere can be described as:

$$E_L = g_s D, \quad (2)$$

where  $E_L$  is transpiration flux per unit leaf area,  $g_s$  is stomatal conductance to water vapor per unit leaf area and  $D$  is air saturation deficit. Under steady-state conditions,  $F_L$  is approximately equal to  $E_L$  such that  $K_L$  can be described by combining Equations 1 and 2:

$$K_L = g_s D / (\Psi_{\text{soil}} - \Psi_{\text{leaf}}). \quad (3)$$

Trees undergo significant changes in size, growth form and physiology as they proceed from seedlings to maturity to old age (Ryan et al. 1996, Ryan and Yoder 1997). If these changes significantly reduce  $K_L$ , then rearranging Equation 3 to solve for  $g_s$ :

$$g_s = K_L (\Psi_{\text{soil}} - \Psi_{\text{leaf}}) / D, \quad (4)$$

predicts that  $g_s$  will be reduced in old trees compared to young trees (if the water potential gradient and vapor pressure deficits are equal). Therefore, effects of hydraulic conductance on  $g_s$  may be important when comparing net carbon assimilation ( $A$ ) in old and young trees because stomata control the flux of  $\text{CO}_2$  from the atmosphere into the leaf.

Tree age and height may both affect  $K_L$  (hereinafter we refer only to "old trees" and "young trees," recognizing that size increases along with age). Old trees often have lower assimi-

tion rates per unit leaf area than young trees (Kull and Koppel 1987, Grulke and Miller 1994, Schoettle 1994, Yoder et al. 1994) and there is evidence that whole-tree hydraulic conductance declines as trees age (Mattson-Djos 1981, Köstner et al. 1996). The lower hydraulic conductance in old trees may be caused by the increased length of the pathway that water must travel from soil to leaf (Waring and Silvester 1994). Other possible causes include reduced xylem conductivity in roots, stems and branches, and changes in root surface area and permeability. Ryan and Yoder (1997) hypothesized that, with diurnal increases in  $D$ , lower hydraulic conductance causes stomatal closure earlier in the day in old trees compared to young trees, leading to lower assimilation rates in old trees (the hydraulic limitation hypothesis). They suggested that hydraulic limitation may explain both why all trees eventually reach a maximum height as well as the decline in forest stand net primary production commonly observed after canopy closure.

Several studies have shown that changes in  $K_L$  can affect stomatal behavior. Reducing whole-plant hydraulic conductance by notching (Sperry and Pockman 1993), injecting air into xylem conduits (Sperry et al. 1993), or root pruning (Teskey et al. 1983) results in almost immediate stomatal closure. Other studies have shown that experimental alterations in leaf turgor induced by root pressurization, independent from soil or atmospheric water status, result in reversible changes in  $g_s$  (Saliendra et al. 1995, Fuchs and Livingston 1996). Furthermore, improving  $K_L$  of foliage either by foliage removal (Meinzer and Grantz 1990) or by shading (Whitehead et al. 1996) results in increased  $g_s$  and assimilation ( $A$ ).

To understand how  $K_L$  can limit  $g_s$  and  $A$  in old trees we have considered how hydraulic conductance changes with path length. Pothier et al. (1989) described hydraulic conductance ( $K$ ) as:

$$K = (k_s A) / (L \eta), \quad (5)$$

where  $k_s$  is sapwood permeability,  $A$  is sapwood cross-sectional area per unit leaf area,  $L$  is length of the flow path and  $\eta$  is viscosity of xylem water. Consider two hypothetical trees, Tree A is 10 m tall and Tree B is 40 m tall. Each tree is identical with respect to the parameters in Equation 5 except for  $L$ ; such that hydraulic conductance for Tree B is four times lower than for Tree A. If  $\Psi_{\text{soil}}$  is 1 MPa, Tree B would have to maintain a  $\Psi_{\text{leaf}}$  that is approximately four times lower than that of Tree A to maintain the same flux of water from soil to leaf (Equation 1). However, there is a limit to the negative pressure that can be maintained in the xylem. Significant negative pressures do occur in xylem tissue (Holbrook et al. 1995, Pockman et al. 1995) but it has been suggested that stomata close when leaf water potential reaches a critical value beyond which the water column will cavitate (Tyree and Sperry 1988, Jones and Sutherland 1991). If this is true, Tree B cannot maintain a  $\Psi_{\text{leaf}}$  four times lower than that of Tree A and must reduce its stomatal opening to prevent cavitation, which in turn limits the diffusion of  $\text{CO}_2$  into the leaf.

Understanding the link between hydraulic conductance and photosynthetic performance of old and young trees may be

particularly important for modeling forest growth and response to climate change. Physiological forest process models for trees or stands typically simulate  $A$  and  $g_s$  using mechanistic or empirical sub-models and scale up to the canopy level using leaf area (e.g., BIOMASS (McMurtrie et al. 1990, 1992), FOREST-BGC (Running and Coughlan 1988, Running and Gower 1991), HYBRID (Friend et al. 1993), FORGRO (Mohren et al. 1984, Mohren 1987) and MAESTRO (Wang 1988)). An assumption common to all of these models (but see Williams et al. 1996) is that foliage from old and young trees of the same species, growing on the same site, are identical with respect to their photosynthetic response to air saturation deficit (given similar illumination, leaf nitrogen concentration and energy balance). However, if  $K_L$  is lower in old trees than in young trees, then assimilation per unit leaf area may differ between old trees and young trees, which may significantly affect annual carbon gain.

We estimated  $K_L$  of old and young *Pinus ponderosa* Dougl. ex Laws. trees using leaf gas exchange and leaf water potential measurements to determine if tree age and size affects  $K_L$  and, in turn,  $g_s$  and  $A$ . We also experimentally altered  $K_L$  of branches on old and young trees and determined the effects on  $g_s$  and  $A$ . Our specific hypotheses were: (1) leaf specific hydraulic conductance is lower in old trees than in young trees causing  $g_s$  and  $A$  to be significantly lower in old trees throughout the day; and (2) increasing the  $K_L$  of branches on old trees by removing foliage will shift the short-term responses of  $g_s$  and  $A$  of the remaining needles toward that of the young trees. Likewise, reducing the  $K_L$  of branches on young trees by notching will shift the short-term responses of  $g_s$  and  $A$  toward that of old trees.

## Materials and methods

### Site description

The study site, which has been described by Yoder et al. (1994), is a mixed-age ponderosa pine stand near Black Butte, OR (44°25' N, 121°40' W). The site is located at an elevation of 1032 m with deep volcanic ash derived soils. The site receives most of its annual 360 mm of precipitation during the winter months, and summers are hot and dry with long periods of sunny, cloudless days. Many years of partial harvesting and thinning at this site have resulted in an open stand and most trees receive full sunlight throughout the day. Tree height ranges from 3 to 35 m and tree age ranges from less than 30 to more than 250 years old.

### Experimental design and treatment installation

We selected two old and three young trees that were located approximately 50 m apart. The old trees had a mean height of 33 m and were 230 years old, whereas the young trees had a mean height of 12 m and were 40 years old.

We used scaffolding to sample the upper third of the canopies, and installed three treatments (control, 50% defoliation of a branch, and four notches cut through 50% of the xylem tissue) on south-facing branches of old and young trees in late June 1995. Each treatment was replicated on four branches for

a total of twelve experimental branches in old and young trees. For the defoliation treatments, we removed every other fascicle in all needle age classes except current-year needles. We did not remove current-year needles because the buds were just beginning to expand at the time of treatment and removing any needles would have damaged those remaining. The amount of leaf area removed (50% of leaf area in June 1995) was verified by determining the dry weights of removed needles and of the remaining needles at the end of the experiment. We decreased  $K_L$  by means of a notching technique described by Sperry et al. (1993). The notching treatment involved four overlapping transverse notches through 50% of the branch diameter at the base of each branch. Wooden dowels prevented the wind from breaking the notched branches.

To test Hypothesis 1, we collected water potential and gas exchange data in September 1995 (Days 254–256). We measured both  $\Psi_{\text{leaf}}$  and predawn ( $\Psi_{\text{predawn}}$ ) water potential with a pressure chamber (PMS, Corvallis, OR) for individual fascicles on the treatment branches concurrently with the leaf gas exchange measurements. We used  $\Psi_{\text{predawn}}$  from the young trees (adjusting for gravitational potential) to estimate  $\Psi_{\text{soil}}$  for both old and young trees. Based on the water potential, leaf gas exchange and  $D$  values measured at our site, we used Equation 3 to calculate  $K_L$  for the flow path from soil to leaf for old and young trees. We determined the effect of gravity on  $K_L$  by subtracting the gravitational component from Equation 3 as:

$$K_L = g_s D / (\Psi_{\text{soil}} - \Psi_{\text{leaf}} - h \rho g), \quad (6)$$

where  $h \rho g$  is the gravitational pull on a column of water of height  $h$  and density  $\rho$ .

Additionally, we measured whole-tree sapflow at the base of each experimental tree by the heat balance method (Ěermák et al. 1973, Kuřera et al. 1977, Ěermák and Kuřera 1981, Ěermák et al. 1982). We measured sapflow every minute with a P6 sap flow meter and data logger (Ecological Measuring Systems, Ltd., Brno, Czech Republic) and stored 15-min means. We insulated the gauges 0.5 m above and below the measurement point with foam and reflective aluminum sheeting to protect the measurement point from ambient temperature fluctuations.

Sapflow and water potential data were used to calculate an independent estimate of hydraulic conductance in old and young trees. We calculated the leaf specific hydraulic conductance from soil to leaf ( $K_{L*}$ ) as:

$$K_{L*} = F_{\text{tree}} / (\Psi_{\text{soil}} - \Psi_{\text{leaf}}), \quad (7)$$

where  $F_{\text{tree}}$  is mean hourly sapflow ( $\text{kg h}^{-1} \text{m}^{-2}$  of projected leaf area (PLA)). We did not make adjustments for lag times between sapflow and transpiration (e.g., Ěermák et al. 1982, Schulze et al. 1985) because sapflow did not change significantly for the hours for which we had water potential data (0900–1500 h). We assumed that  $\Psi_{\text{leaf}}$  was similar throughout the canopy and determined the effect of gravity on  $K_{L*}$  as in Equation 6.

To estimate leaf area for old and young trees, we developed a branch diameter and leaf area relationship at a logging site

near our experimental area. We sampled four branches each from the upper, middle and lower portions of the canopy of freshly cut ponderosa pine trees that were similar in size to our experimental trees. We measured branch diameter and determined dry weights of all the needles on the branch. Leaf area for individual fascicles was determined for the sampled branches by a regression of weight and leaf area on a subsample of 10 needles per age class from each branch. Leaf area was determined for the experimental trees by measuring the branch diameter of every branch on old and young trees. The leaf area for each branch was determined by separate regression equations for old and young trees and summed for the entire tree.

If water supply to the foliage of old trees is reduced relative to that of young trees, photosynthesis will be limited more by stomatal conductance than by enzymatic capacity for photosynthesis. Therefore, older trees should show less discrimination to  $^{13}\text{C}$ , and the  $\delta^{13}\text{C}$  value of the cellulose in old tree foliage should be higher (less negative) than that of young trees (e.g., Evans et al. 1986, Farquhar et al. 1989). We extracted cellulose from foliage on control branches in old and young trees as described by Wise et al. (1945). These branches were in well-ventilated canopies and the branches received minimum shading throughout the day. The extracted cellulose was analyzed by mass spectrometry at the Stable Isotope Facility at the University of Waikato, New Zealand.

To determine the response of leaf gas exchange to  $D$ , we measured  $g_s$  and  $A$  diurnally on 1-year-old foliage of control and treatment branches. Measurements were taken between July and September on year Days 197–199, 210–212, 226, 244 and 254–256. We began each set of measurements at approximately 0700 h and measured gas exchange hourly until approximately 1600 h, unless clouds or high winds caused us to stop measuring early. We measured photosynthesis concurrently on old and young trees with two open-system infrared gas analyzers (Field et al. 1989, LCA3 or LCA4, Analytical Development Company, Hoddesdon, England). Before each set of diurnal measurements, the gas analyzers were calibrated with standard gas for  $\text{CO}_2$ , and a dew point generator (LI-610, Li-Cor, Inc., Lincoln, NE) for  $\text{H}_2\text{O}$  vapor. Because photosynthesis in ponderosa pine saturates at photosynthetically active radiation (PAR) above  $800 \mu\text{mol m}^{-2} \text{s}^{-1}$  (Hadley 1969), we measured photosynthesis at PAR greater than  $1000 \mu\text{mol m}^{-2} \text{s}^{-1}$  on foliage that was in full sunlight for at least 20 minutes before measurement. We determined leaf temperature in the cuvette by the energy balance calculation and determined the responses of  $g_s$  and  $A$  with  $D$  based on the natural variation of  $D$  in a day. We measured three control and three treatment branches for each set of hourly diurnal measurements.

#### Statistical analyses

For our estimates of  $K_L$  and  $K_{L*}$ , we used the mean hourly values for all three days of gas exchange, water potential and sapflow data (Days 254–256, Equations 3 and 7). Significant differences ( $\alpha = 0.05$ ) were determined by one-way analysis of variance (Neter et al. 1990).

To test Hypotheses 1 and 2, we examined the response surfaces of  $g_s$  and  $A$  with  $D$  for old and young control and

treatment branches. We examined several nonlinear models but found that a linear regression model best described our data. We tested for differences in slopes by analysis of covariance and determined the significance ( $\alpha = 0.05$ ) of the interaction between the regression lines of interest (Neter et al. 1990). One of the assumptions of linear regression is that the  $y$ -values are statistically independent of one another. Residuals for regressions of  $g_s$  and  $A$  with  $D$  were randomly scattered around zero indicating no bias from lack of independence.

## Results

At the end of the summer (Days 254–256), mean  $K_L$ , calculated from leaf gas exchange,  $\Psi_{\text{leaf}}$  and  $\Psi_{\text{soil}}$  measurements (Equation 3), was 51% lower in old trees compared to young trees (Figure 1A,  $P < 0.001$ ). The effect of gravity accounted for approximately 20% of  $K_L$  in old trees compared with 10% in young trees.

Mean daily sapflow per unit leaf area during Days 254–256 was 53% lower in old trees than in young trees (Figure 2,  $P <$

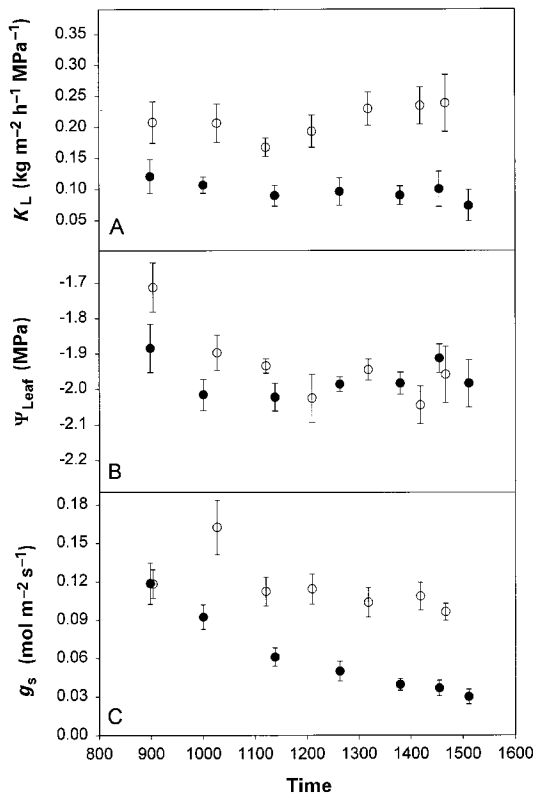


Figure 1. (A) Mean hourly leaf specific hydraulic conductance ( $K_L$ ); (B) leaf water potential ( $\Psi$ ); and (C) stomatal conductance ( $g_s$ ) on Days 254–256 for old (●) and young (○) trees. Error bars are  $\pm 1$  standard error. Mean  $K_L$  was 44% lower in old compared to young trees ( $P < 0.001$ ). The contribution of height to  $K_L$  in old and young trees was 20 and 10%, respectively. Leaf water potential was not significantly different between branches of old and young trees ( $P = 0.21$ ) and mean stomatal conductance declined more steeply throughout the day in old trees compared to young trees ( $P < 0.01$ ).

0.01) and  $K_{L*}$  calculated from sapflow measurements and water potential data (Equation 7) was 62% lower in old trees compared to young trees (Figure 3,  $P < 0.001$ ). Mean projected leaf area was  $150 \text{ m}^2$  for old trees and  $24.9 \text{ m}^2$  for young trees. Leaf area to sapwood area ratios were significantly lower in old trees compared to young trees (0.09 and  $0.14 \text{ m}^2 \text{ cm}^{-2}$  sapwood, respectively) The effect of gravity on  $K_{L*}$  was similar to its effect on estimates of  $K_L$ —approximately 20 and 10% of old-tree and young-tree  $K_{L*}$ , respectively. Both estimates of leaf specific conductance ( $K_L$  and  $K_{L*}$ ) indicated lower conductance in old trees than in young trees; however,  $K_L$  averaged 50 and 37% higher than  $K_{L*}$  for old and young trees, respectively.

During the summer,  $g_s$  declined more steeply with  $D$  in old trees than in young trees (Hypothesis 1) (Figure 4A,  $P < 0.01$ ).

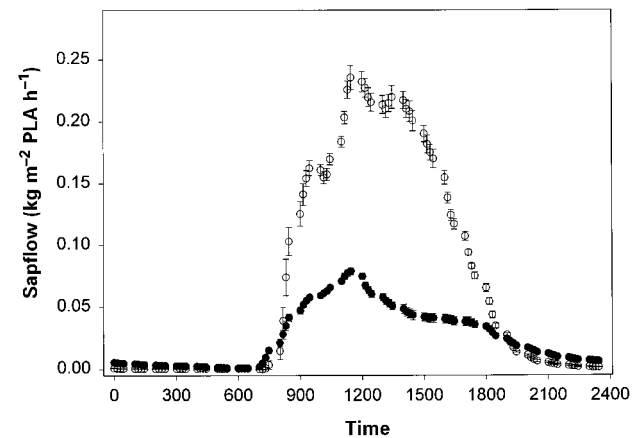


Figure 2. Mean hourly whole-tree sapflow per  $\text{m}^2$  projected leaf area (PLA) during Days 254, 255 and 256 for old (●) and young (○) ponderosa pine trees. Error bars are  $\pm 1$  standard error. Mean sapflow was 53% lower in old trees than in young trees for the three-day time period.

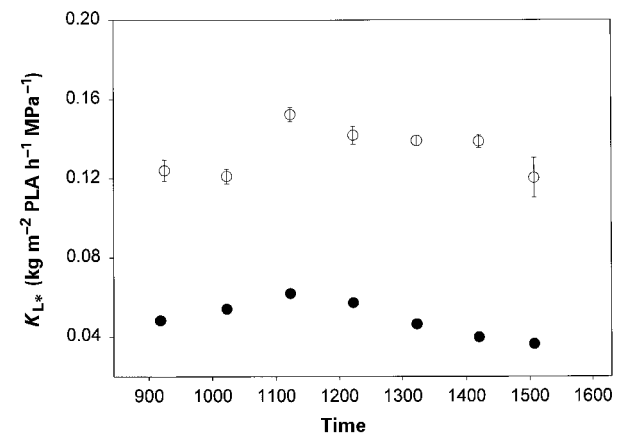


Figure 3. Mean hourly leaf specific conductance ( $K_{L*}$ ), (calculated from Equation 7) for old (●) and young (○) ponderosa pine trees. Error bars represent  $\pm 1$  standard error. Mean  $K_{L*}$  was 63% lower in old trees than in young trees. The contribution of height to  $K_{L*}$  in old and young trees was 20 and 10%, respectively.

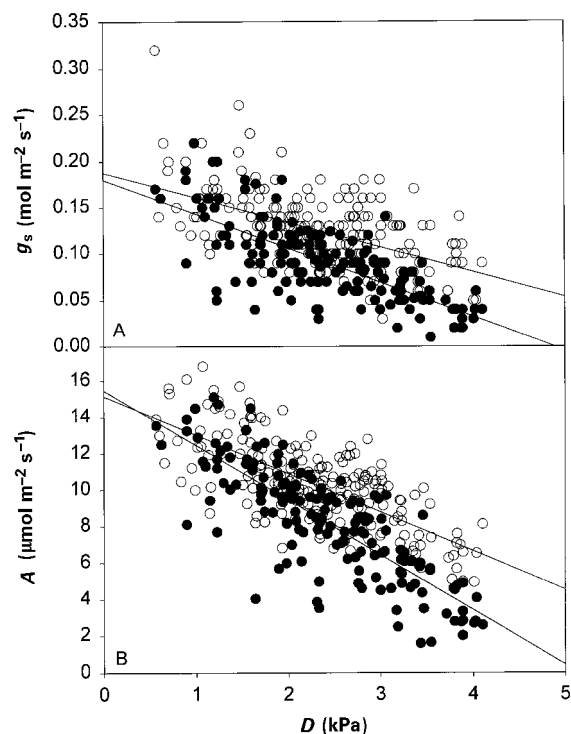


Figure 4. (A) Light-saturated stomatal conductance ( $g_s$ ); and (B)  $\text{CO}_2$  assimilation ( $A$ ) versus air saturation deficit ( $D$ ) for 1-year-old needles on control branches from old (●) and young (○) *Pinus ponderosa* trees. The slopes of the responses of  $g_s$  and  $A$  versus  $D$  of needles from branches on old trees were significantly more negative than those on young trees ( $P < 0.01$ ). Values of  $R^2$  for  $g_s$  versus  $D$  for old and young trees were 0.55 and 0.34, respectively. The response of  $A$  with  $D$  had  $R^2$  values of 0.69 for old trees and 0.43 for young trees.

Because  $\text{CO}_2$  diffusion into the leaf is limited by reduced  $g_s$  (Wong et al. 1985), we also observed a decline in carbon assimilation with increasing  $D$  in both old and young trees, with a significantly steeper decline in old trees (Figure 4B,  $P < 0.01$ ). At typical midday  $D$  values (2.5 to 3.0 kPa), mean  $g_s$  and  $A$  were 32 and 21% lower, respectively, in control branches of old trees compared to young trees. At the end of the summer, mean  $\delta^{13}\text{C}$  of cellulose taken from foliage on control branches was significantly higher in old trees compared to young trees ( $-23.4\text{‰}$  versus  $-25.9\text{‰}$ ;  $P < 0.01$ ).

Defoliation treatments of branches on old trees resulted in short-term increases in the responses of  $g_s$  and  $A$  with  $D$  on the remaining needles on the branches (Figures 5A and 5B,  $P < 0.01$ ). However, measurements of  $g_s$  and  $A$  later in the summer showed no difference between treatment and control branches ( $P > 0.05$ ). Defoliation treatments of branches on young trees did not change the responses of  $g_s$  and  $A$  with  $D$  relative to those of the controls ( $P > 0.05$ ; data not shown).

Our efforts to reduce  $K_L$  by notching branches in old and young trees did not yield expected results. In young trees, notching branches had no effect on the responses of  $g_s$  and  $A$  with  $D$  (data not shown;  $P > 0.05$ ). In branches of old trees, the notching treatments caused two of the replicates to die and the remaining two showed no response to treatment.

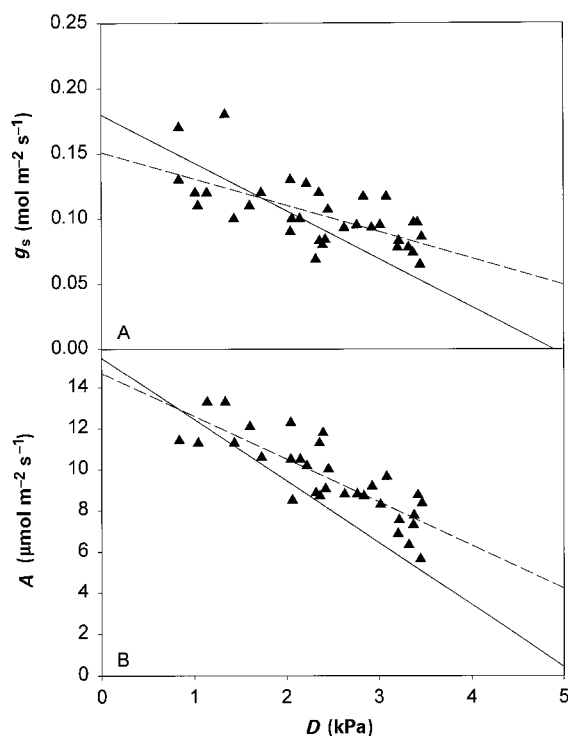


Figure 5. (A) Light-saturated responses of stomatal conductance ( $g_s$ ); and (B) assimilation ( $A$ ) for 1-year-old needles on defoliation treated branches on old trees in early summer. Regression line for control branches (—) is shown for comparison. The slope of the light-saturated responses of  $g_s$  and  $A$  with  $D$  for treated branches (---▲---) was significantly less negative than for control branches ( $P < 0.01$ ). Values of  $R^2$  for the response of  $g_s$  with  $D$  of foliage from treatment branches in early summer was 0.42. Values of  $R^2$  for the response of  $A$  with  $D$  of foliage from treatment branches in early summer was 0.78.

## Discussion

Our estimates for  $K_L$  and  $K_{L*}$  were much lower in old trees than in young trees (Figures 1A and 3), supporting Hypothesis 1. However, for both  $K_L$  and  $K_{L*}$ , the effects of gravity only accounted for 10–20% of the differences between old and young trees. We suggest that the remaining 80–90% is caused by the longer path length that water must flow from soil to leaf in the old trees. Old trees were approximately three times taller than young trees and supported longer branches throughout the crown. Because branch junctions have lower conductivity compared with the rest of the flow path (Zimmerman 1983), the large number of branch junctions in old trees may also contribute to lower  $K_L$  in old trees compared with young trees.

Estimates of  $K_L$  (estimated from gas exchange measurements) were 50 and 37% higher than estimates of  $K_{L*}$  (estimated from whole-tree sapflow) for old and young trees, respectively. The gas exchange measurements were made on 1-year-old needles, whereas whole-tree sapflow measurements estimated flow to the entire canopy, including older age class needles. We suggest the lower estimate for  $K_{L*}$  compared with  $K_L$  reflects higher resistance of the soil to leaf pathway for the  $> 1$ -year-old needles.

Mean daily sapflow per unit leaf area ( $F_L$ ) was significantly

lower in old trees than in young trees (Figure 2). Because water and carbon cycles are linked through canopy conductance, differences in  $F_L$  suggest lower canopy carbon gain in old trees than in young trees. Additionally, Equation 1 (using our estimates of  $\Psi_{\text{soil}}$  and  $\Psi_{\text{leaf}}$ ) suggests that these differences are caused by lower mean  $K_L$  in the old trees than in the young trees.

During the summer,  $g_s$  and  $A$  declined more steeply in old trees than in young trees, supporting Hypothesis 1 (Figures 4A and 4B). Taken together with our estimate of  $K_L$  and the higher  $\delta^{13}\text{C}$  values in foliage of old trees compared with young trees, these data suggest that hydraulic conductance limits photosynthesis in old ponderosa pine trees. However, the possibility exists that the differences may be partially attributable to differences in  $\Psi_{\text{leaf}}$  or photosynthetic capacity between old and young trees.

Because we did not measure  $\Psi_{\text{leaf}}$  with our early season measurements of leaf gas exchange, we can only speculate that the pattern of lower leaf specific hydraulic conductance in old trees than in young trees was present in early as well as late summer (Figure 1A). However, Yoder et al. (1994) found that diurnal leaf water potential did not vary significantly between old and young ponderosa pine trees at our experimental site in early August. Additionally, in a separate experiment, there was no significant difference in early season predawn and midday  $\Psi_{\text{leaf}}$  between old and young ponderosa pine trees at a nearby study site (Law et al., Oregon State University, unpublished data). Based on these findings and our data at the end of the summer that directly links a steep diurnal decline in leaf  $g_s$  of old trees with decreasing hydraulic conductance (Figures 1A, 1C and 3), we suggest that the pattern in Figure 4 is most probably caused by differences in hydraulic conductance, not differences in  $\Psi_{\text{leaf}}$ .

Differences in the responses of  $g_s$  and  $A$  with  $D$  for old and young trees do not appear to be the result of differences in photosynthetic capacity. Photosynthetic capacity is strongly linked to leaf nitrogen content because of the high nitrogen content of Rubisco, the primary carboxylating enzyme in  $\text{C}_3$  photosynthesis (Field and Mooney 1986). We found no significant difference in leaf nitrogen concentration of 1-year-old needles from young and old trees (1.12 and 1.07%, respectively;  $P > 0.6$ ). Similarly, in a separate study, we found no significant difference in leaf nitrogen concentration or specific leaf area between old and young trees at the same site (Bond et al., unpublished data). According to the Farquhar model of photosynthesis (Farquhar et al. 1980), the initial slope of assimilation ( $A$ ) versus the internal  $\text{CO}_2$  concentration of the leaf ( $C_i$ ) is determined by the efficiency of carboxylation by Rubisco. Yoder et al. (1996) showed no significant difference in the initial slope of  $A-C_i$  curves from foliage of our experimental trees, suggesting that there is no difference in Rubisco activity between the foliage of old and young trees at our site.

Lower  $g_s$  and  $A$  for values of  $D$  above 1.0 kPa indicate that there may be a significant difference in annual carbon gain between old and young ponderosa pine trees if a large portion of the growing season experiences saturating irradiance and high air saturation deficits. Values of PAR were greater than saturation ( $800 \mu\text{mol m}^{-2} \text{s}^{-1}$ ) for approximately 72% of the

1996 growing season (April–September 30). During 32% of the time when irradiance was above  $800 \mu\text{mol m}^{-2} \text{s}^{-1}$ ,  $D$  was greater than 2 kPa. Calculations from the relationships in Figure 4 indicate that  $g_s$  and  $A$  for a sunlit needle at the top of an old tree would be at least 22 and 11% lower, respectively, than a sunlit needle at the top of a young tree when  $D = 2.0$  kPa. Therefore, lower  $g_s$  and  $A$  for a needle of an old tree compared with a young tree would be apparent for at least 25% of the growing season with actual differences being proportionally larger at higher air saturation deficits. These differences may translate into significantly lower annual carbon gain for old trees than for young trees, depending on the light environment of the canopy and how  $K_L$  changes with canopy position.

If lower  $g_s$  and  $A$  in old trees than in young trees is a result of lower hydraulic conductance, then experimentally increasing the  $K_L$  of individual branches on old trees should cause an increase in the responses of  $g_s$  and  $A$  with  $D$  (Equation 4, Hypothesis 2). For old trees in early summer, the slopes of  $g_s$  and  $A$  versus  $D$  for the defoliation treatments were significantly less than those for the controls (Figures 5A and 5B). There was no difference between defoliation treatments and controls for young trees (data not shown).

We did not measure  $\Psi_{\text{leaf}}$  concurrently with our leaf gas exchange measurements until the end of the experiment; however, during the early season measurements,  $\Psi_{\text{leaf}}$  of treatment branches must have been lower, higher, or similar to that of the control branches. If treatment  $\Psi_{\text{leaf}}$  was lower than that of the controls,  $g_s$  may have increased as a result of the increase in  $\Psi_{\text{leaf}} - \Psi_{\text{soil}}$  (Equation 4) and we could observe the same pattern present in Figures 5A and 5B. If  $\Psi_{\text{leaf}}$  for treatment branches was higher or equal to that for control branches, then the  $K_L$  of the remaining foliage on branches in the defoliation treatment must have been increased by the treatment (Equation 4), causing the observed pattern of increased  $g_s$  and  $A$ . Because we did not measure  $\Psi_{\text{leaf}}$ , these data are only consistent with our hydraulic limitation hypothesis and not a direct test. However, recent experiments on ponderosa pine in the foot hills near Fort Collins, CO, indicate that removing needles on individual branches has no effect on  $\Psi_{\text{predawn}}$  or midday  $\Psi_{\text{leaf}}$  of the remaining foliage (Hubbard, unpublished data).

Late in the summer, there was no significant difference in the responses of  $g_s$  and  $A$  with  $D$  between defoliation treatments and controls. The seasonal response to the defoliation treatment may be associated with the presence of current-year needles, because these needles were not removed in the defoliation treatments. At the beginning of the summer, removing 50% of the leaf mass on branches in the defoliation treatment resulted in a 50% increase in branch  $K_L$ ; however, as current-year needles expanded throughout the summer, the differences in  $K_L$  between treatment and control branches may have become progressively less.

Our efforts to alter  $K_L$  by notching an individual branch in old and young trees were unsuccessful. Notching had no effect on the responses of  $g_s$  and  $A$  with  $D$ , and notching killed two of our replicate branches on old trees. We conclude that notching is a less effective technique than defoliation for modifying  $K_L$ . The notching treatment may not significantly reduce  $K_L$  of young tree branches because there is a redundancy in the

sapwood of ponderosa pine branches. Branch conductivity measurements of notched branches support this hypothesis because leaf specific conductivity of notched branches was not significantly different from controls ( $P = 0.51$ , data not shown).

Our experimental manipulations of  $K_L$  on branches in old and young trees were designed to examine the short-term responses of  $g_s$  and  $A$  to changes in  $K_L$ . However, results from these treatments do not indicate how hydraulic conductance will change with increased size and age or how long-term changes in hydraulic conductance affect leaf gas exchange. As trees grow larger, xylem permeability and sapwood per unit leaf area may increase, somewhat compensating for longer path lengths (Pothier et al. 1989, Carlquist 1975). These changes may partially mitigate lower hydraulic conductance and steeper responses of  $g_s$  and  $A$  with  $D$ , but the extent to which this occurs and over what time scales are not known.

In summary, we have shown that  $K_L$  and  $K_{L*}$  are lower and that  $g_s$  and  $A$  decline more steeply as a function of  $D$  in old, tall trees compared to young, short trees. The short-term responses of  $g_s$  and  $A$  of needles on partially defoliated branches of old trees declined less steeply with  $D$  compared to those of needles on control branches, suggesting that increasing  $K_L$  in old trees leads to increases in  $g_s$  and  $A$ . Although these data do not prove that  $g_s$  and  $A$  are limited by hydraulic conductance in ponderosa pine, they are consistent with the hydraulic limitation hypothesis.

#### Acknowledgments

Funds from USDA-NRICGP-9401021 to M.G. Ryan and B.J. Bond supported this study. David Whitehead, Renee Brooks and Dan Binkley provided helpful comments on an earlier draft. Bob Lewis provided valuable assistance in data collection and we appreciate the help of the USFS Sisters Ranger District in site selection and access.

#### References

- Carlquist, S. 1975. Ecological strategies of xylem evolution. University of California Press, Berkeley, CA, 259 p.
- Ěermák, J. and J. Kuèera. 1981. The compensation of natural temperature gradient at the measuring point during the sap flow rate determination in trees. *Biol. Plant.* 67:191–220.
- Ěermák, J., M. Deml and M. Penka. 1973. A new method of sap flow rate determination in trees. *Biol. Plant.* 23:469–471.
- Ěermák, J., J. Ulehla, J. Kuèera and M. Penka. 1982. Sap flow rate and transpiration dynamics in the full-grown oak (*Quercus robur* L.) in floodplain forest exposed to seasonal floods as related to potential evapotranspiration and tree dimensions. *Biol. Plant.* 24:446–460.
- Evans, J.R., T.D. Sharkey, J.A. Berry and G.D. Farquhar. 1986. Carbon isotope discrimination measured concurrently with gas exchange to investigate  $CO_2$  diffusion in leaves of higher plants. *Aust. J. Plant Physiol.* 13:281–292.
- Farquhar, G.D., S. von Caemmerer and J.A. Berry. 1980. A biochemical model of photosynthetic  $CO_2$  assimilation in leaves of  $C_3$  species. *Planta* 149:78–90.
- Farquhar, G.D., J.R. Ehleringer and K.T. Hubick. 1989. Carbon isotope discrimination and photosynthesis. *Annu. Rev. Plant Physiol.* 40:503–537.
- Field, C.B. and H.A. Mooney. 1986. The photosynthesis–nitrogen relationship in wild plants. *In* On the Economy of Plant Form and Function. Ed. T.J. Givnish. Cambridge University Press, Cambridge, UK, pp 25–55.
- Field, C.B., J.T. Ball and J.A. Berry. 1989. Photosynthesis: principles and field techniques. *In* Plant Physiological Ecology: Field Methods and Instrumentation. Eds. R.H. Percy, J. Ehleringer, H.A. Mooney and P.W. Rundel. Chapman and Hall, New York, pp 209–248.
- Friend, A.D., H.H. Shugart and S.W. Running. 1993. A physiology-based model of forest dynamics. *Ecology* 74:792–797.
- Fuchs, E.E. and N.J. Livingston. 1996. Hydraulic control of stomatal conductance in Douglas-fir (*Pseudotsuga menziesii* (Mirb.) Franco) and alder (*Alnus rubra* (Bong.)) seedlings. *Plant Cell Environ.* 19:1091–1101.
- Grulke, N.E. and P.R. Miller. 1994. Changes in gas exchange characteristics during the life span of giant sequoia: implications for response to current and future concentrations of atmospheric ozone. *Tree Physiol.* 14:659–668.
- Hadley, E.B. 1969. Physiological ecology of *Pinus ponderosa* in Southwestern North Dakota. *Am. Midl. Nat.* 81:289–315.
- Holbrook, M.N., M.J. Burns and C.B. Field. 1995. Negative xylem pressures in plants: A test of the balancing pressure technique. *Science* 270:1193–1194.
- Jones, H.G. and R.A. Sutherland. 1991. Stomatal control of xylem embolism. *Plant Cell Environ.* 14:607–612.
- Köstner, B., P. Biron, R. Siegwolf and A. Granier. 1996. Estimates of water vapor flux and canopy conductance of Scots pine at the tree level utilizing different xylem sap flow methods. *Theor. Appl. Clim.* 53:105–113.
- Kuèera, J., J. Ěermák and M. Penka. 1977. Improved thermal method of continual recording the transpiration flow rate dynamics. *Biol. Plant.* 19:413–420.
- Kull, O. and A. Koppel. 1987. Net photosynthetic response to light intensity of shoots from different crown positions and age in *Picea abies* (L.) Karst. *Scand. J. For. Res.* 2:157–166.
- Mattson-Djos, E. 1981. The use of pressure bomb and porometer for describing plant water stress in tree seedlings. *In* Proc. Nordic Symp. On vitality and Quality of Nursery Stock. Ed. P. Puttonen. Dept. of Silviculture, University of Helsinki, Finland, pp 45–57.
- McMurtrie, R.E., D.A. Rook and F.M. Kelliher. 1990. Modeling the yield of *Pinus radiata* on a site limited by water and nitrogen. *For. Ecol. Manag.* 39:381–413.
- McMurtrie, R.E., R. Leuning, W.A. Thompson and A.M. Wheeler. 1992. A model of canopy photosynthesis and water use incorporating a mechanistic formulation of leaf  $CO_2$  exchange. *For. Ecol. Manag.* 52:261–278.
- Meinzer, F.C. and D.A. Grantz. 1990. Stomatal and hydraulic conductance in rowing sugarcane: stomatal adjustment to water transport capacity. *Plant Cell Environ.* 13:383–388.
- Mohren, G.M.J. 1987. Simulation of forest growth, applied to Douglas fir stands in the Netherlands. Ph.D. Diss., Landbouwniversiteit te Wageningen, Wageningen, The Netherlands, 183 p.
- Mohren, G.M.J., C.P. Van Gerwen and C.J.T. Spitters. 1984. Simulation of primary production in even-aged stands of Douglas-fir. *For. Ecol. Manag.* 9:27–49.
- Neter, J., W. Wasserman and M.H. Kutner. 1990. Applied linear statistical models: regression, analysis of variance and experimental design. Irwin, Boston, MA, 547 p.
- Pockman, W.T., J.S. Sperry and J.W. O’Leary. 1995. Sustained and significant negative water pressure in xylem. *Nature* 378:715–716.
- Pothier, D., H.A. Margolis and R.H. Waring. 1989. Patterns of change of saturated sapwood permeability and sapwood conductance with stand development. *Can. J. For. Res.* 19:432–439.

- Running, S.W. and J.C. Coughlan. 1988. A general model of forest ecosystem processes for regional applications. I. Hydrologic balance, canopy gas exchange and primary production processes. *Ecol. Model.* 42:125–154.
- Running, S.W. and S.T. Gower. 1991. Forest-BGC, a general model of forest ecosystem processes for regional applications. II. Dynamic carbon allocation and nitrogen budgets. *Tree Physiol.* 9:147–160.
- Ryan, M.G. and B.J. Yoder. 1997. Hydraulic limits to tree height and tree growth. *BioScience* 47:235–242.
- Ryan, M.G., D. Binkley and J.H. Fownes. 1996. Age-related decline in forest productivity: pattern and process. *Adv. Ecol. Res.* 27:213–262.
- Saliendra, N.Z., J.S. Sperry and J.P. Comstock. 1995. Influence of leaf water status on stomatal response to humidity, hydraulic conductance, and soil drought in *Betula occidentalis*. *Planta* 196:357–366.
- Schoettle, A.W. 1994. Influence of tree size on shoot structure and physiology of *Pinus contorta* and *Pinus aristata*. *Tree Physiol.* 14:1055–1068.
- Schulze, E.-D., J. Ěermák, R. Matyssek, M. Penka, R. Zimmerman, F. Vasicek, W. Gries and J. Kuèera. 1985. Canopy transpiration and water fluxes in the xylem of the trunk of *Larix* and *Picea* trees—a comparison of xylem flow, porometer and cuvette measurements. *Oecologia* 66:475–483.
- Sperry, J.S. and W.T. Pockman. 1993. Limitation of transpiration by hydraulic conductance and xylem cavitation in *Betula occidentalis*. *Plant Cell Environ.* 16:279–287.
- Sperry, J.S., N.N. Alder and S.E. Eastlack. 1993. The effect of reduced hydraulic conductance on stomatal conductance and xylem cavitation. *J. Exp. Bot.* 44:1075–1082.
- Teskey, R.O., T.M. Hinckley and C.C. Grier. 1983. Effect of interruption of flow path on stomatal conductance of *Abies amabilis*. *J. Exp. Bot.* 34:1251–1259.
- Tyree, M.T. and J.S. Sperry. 1988. Do woody plants operate near the point of catastrophic xylem dysfunction caused by dynamic water stress? *Plant Physiol.* 88:574–580.
- Wang, Y.P. 1988. Crown structure, radiation absorption, photosynthesis and transpiration. Ph.D. Diss., University of Edinburgh, Edinburgh, Scotland, 188 p.
- Waring, R.H. and W.B. Silvester. 1994. Variation in foliar <sup>13</sup>C values within the crowns of *Pinus radiata* trees. *Tree Physiol.* 14:1203–1213.
- Whitehead, D., N.J. Livingston, F.M. Kelliher, K.P. Hogan, S. Pepin, T.M. Mcseveny and J.N. Byers. 1996. Response of transpiration and photosynthesis to a transient change in illuminated foliage for a *Pinus radiata* D. Don tree. *Plant Cell Environ.* 19:949–957.
- Williams, M., E.B. Rastetter, D.N. Fernandes, M.L. Goulden, S.C. Wofsy, G.R. Shaver, J.M. Melillo, J.W. Munger, S.M. Fan and K.J. Nadelhoffer. 1996. Modeling the soil-plant-atmosphere continuum in a *Quercus-Acer* stand at Harvard Forest: the regulation of stomatal conductance by light, nitrogen and soil/plant hydraulic properties. *Plant Cell Environ.* 19:911–927.
- Wise, L.F., M. Murphy and A.A. D'Addieco. 1945. Chlorite holocellulose, its fractionation and bearing on summative wood analysis and on studies on the hemicelluloses. Section of the Technical Association of the Pulp and Paper Industry 122:11–19.
- Wong, S., I.R. Cowan and G.D. Farquhar. 1985. Leaf conductance in relation to rate of CO<sub>2</sub> assimilation. III. Influences of water stress and photoinhibition. *Plant Physiol.* 78:830–834.
- Yoder, B.J., M.G. Ryan, R.H. Waring, A.W. Schoettle and M.R. Kaufmann. 1994. Evidence of reduced photosynthetic rates in old trees. *For. Sci.* 40:513–527.
- Zimmerman, M.H. 1983. Xylem structure and the ascent of sap, Springer-Verlag, New York, 143 p.